



COVID-19 Real-Time Summary Report

District:

All ▼

County:

DOOLY ▼

As of: 04/15/2020 17:01:00

Covid Reporting Links:

- ▶ Data Quality Frequencies By Variable for Cases
 - ▶ Weekly PUI Visualization
 - ▶ Weekly PUI Hospitalizations Visualization
 - ▶ Syndromic Surveillance Weekly ILI Visualization
- ▶ Syndromic Surveillance Weekly Pneumonia Visualization
- ▶ Syndromic Surveillance Weekly Covid-19 Visualization

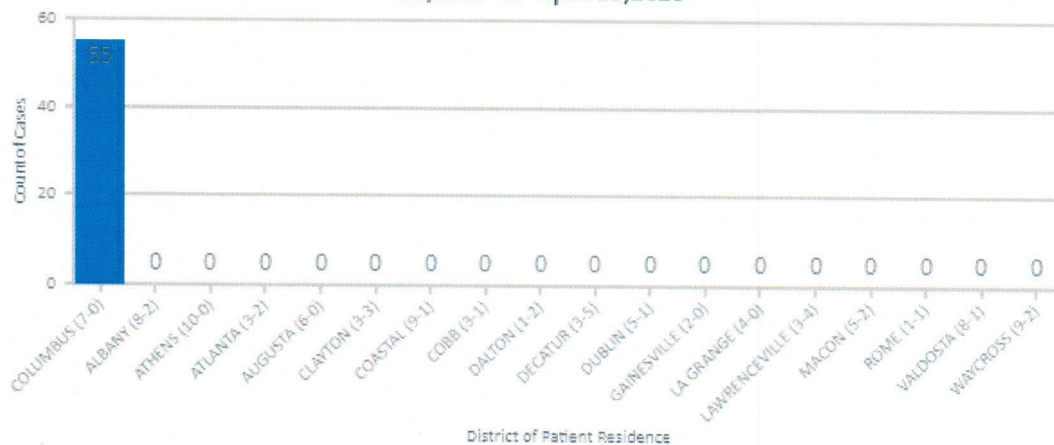
Snapshot of COVID-19 Infections in DOOLY

Confirmed and Presumptive COVID-19 Infections:	55
Median Age (Age Range):	49 (20-81 Years)
Hospitalizations:	17 (31%)
Deaths:	4 (7.27%)


COVID-19 Deaths in DOOLY

Confirmed and Presumptive COVID-19 Deaths:	4
Median Age (Age Range):	66 (54-68 Years)
Hospitalizations:	2 (50%)

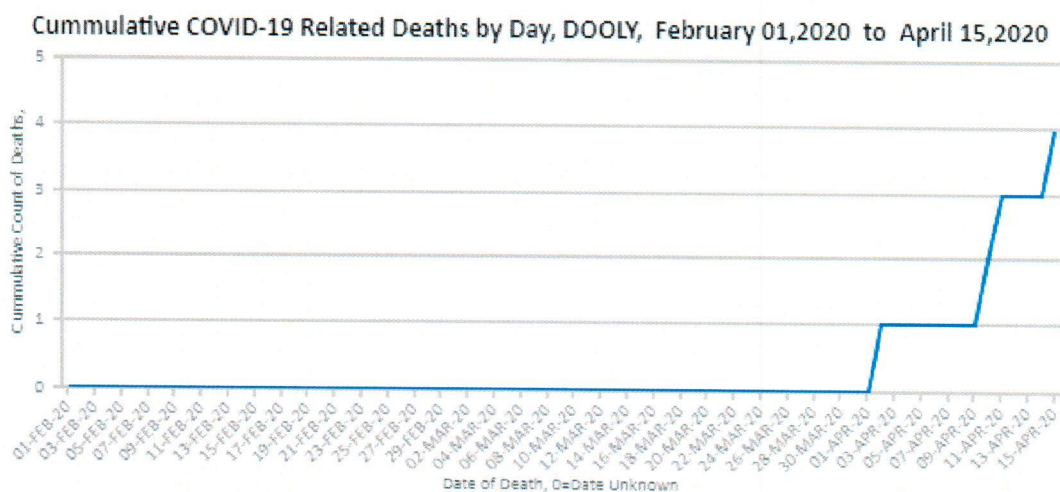
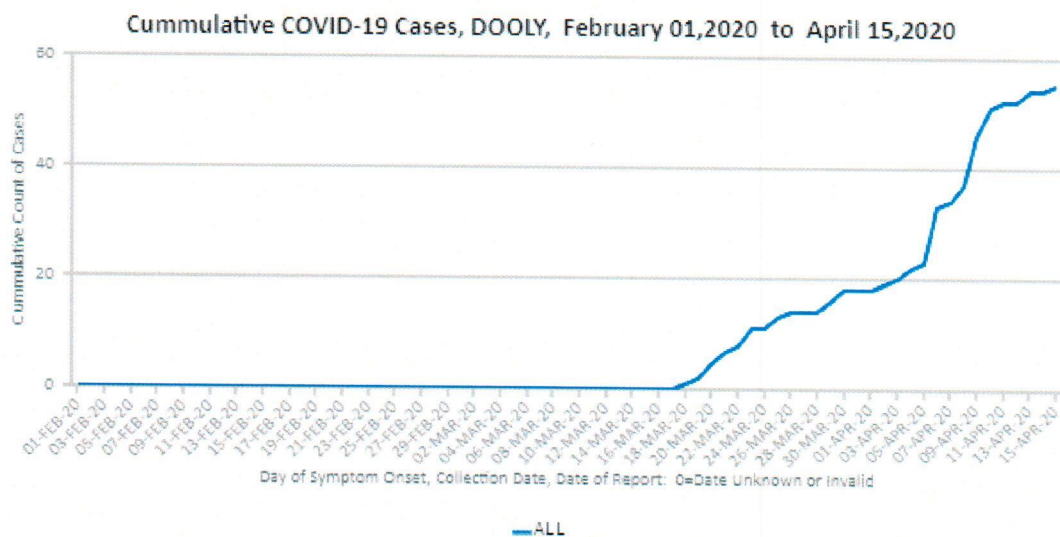
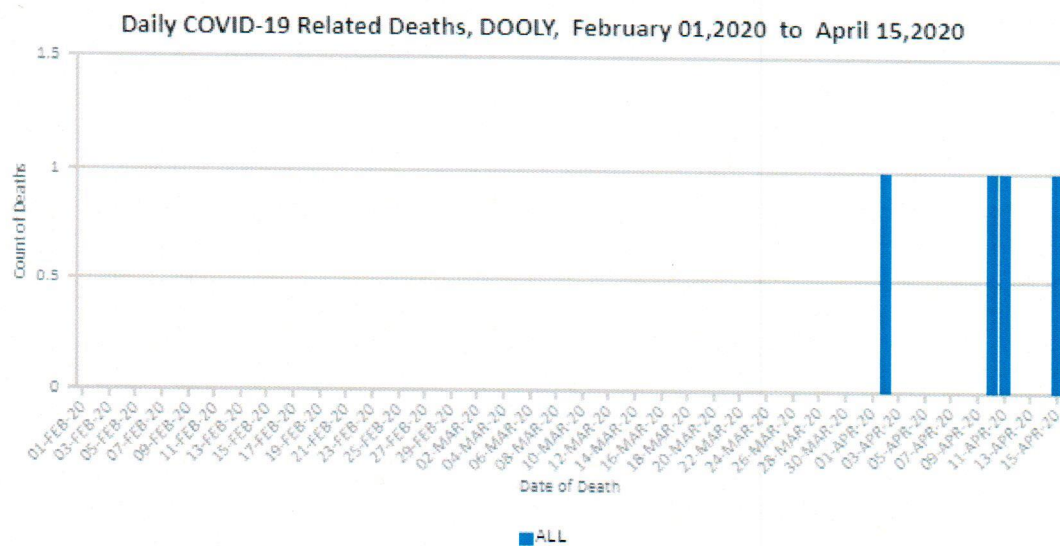
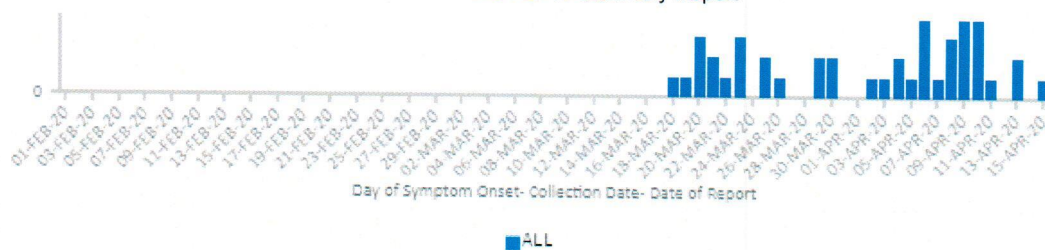
Confirmed and Presumptive COVID-19 Infections by Public Health District, DOOLY, February 01,2020 to April 15,2020



Daily Confirmed and Presumptive COVID-19 Infections, DOOLY, February 01,2020 to April 15,2020



COVID-19 Summary Report



ALL

COVID-19 Confirmed Cases and Deaths By Demographic:	No. Cases	No. Deaths
Male	26	3
Female	29	1
Unknown Sex	0	0
White	10	2
Black	39	2
Other Race	1	0
Unknown Race	5	0
Median Age	49 yrs	66 yrs
Age Range	20-81	54-68
Underlying Conditions	15	1
No Underlying Conditions	7	1
Underlying Conditions Unknown	33	2
Totals	55	4

COVID-19 Testing By Lab Type:	No. Pos. Tests	Total Tests
Commercial Lab	49	60003
Gphl	6	4096

COVID-19 Deaths DOOLY

Age	Gender	Race	County	Underlying
68	Male	WHITE	DOOLY	Unk
67	Male	WHITE	DOOLY	No
65	Male	BLACK	DOOLY	Yes
54	Female	BLACK	DOOLY	Unk

[Show Full List](#)**Geographic Distribution of COVID-19 Infections**

Count of COVID-19 Infections between 01-FEB-2020 to 15-APR-2020 by County



Count COVID-19 Infections

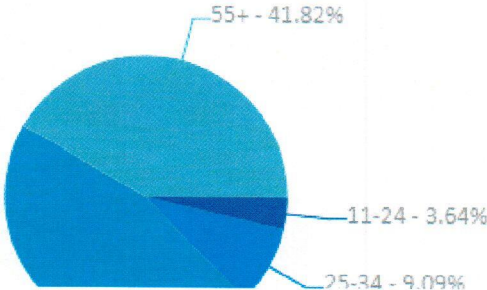
55 - 54 55 - 54 55 - 54 55 - 54 55 - 55

COVID-19 Confirmed Cases adn Deaths By County:	No. Cases	No. Deaths
Dooley	55	4

*Based on patient county of residence when known

[Show Full List](#)

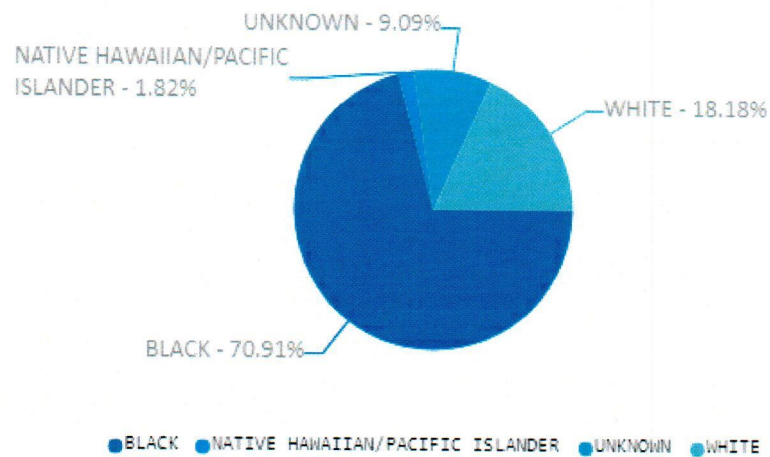
Confirmed and Presumptive COVID-19 Infections by Age Group, DOOLY, February 01,2020 to April 11,2020



35-54 - 45.45%

11-24 25-34 35-54 55+

Confirmed and Presumptive COVID-19 Infections by Race, DOOLY, February 01,2020 to April 15,2020



Confirmed and Presumptive COVID-19 Infections by Gender, DOOLY, February 01,2020 to April 15,2020

