



COVID-19 Real-Time Summary Report

District:

County:

As of: 04/10/2020 14:44:48

Covid Reporting Links:

- Data Quality Frequencies By Variable for Cases
- Weekly PUI Visualization
- [Weekly PUI Hospitalizations Visualization](#)
- Syndromic Surveillance Weekly ILI Visualization
- Syndromic Surveillance Weekly Pneumonia Visualization
- Syndromic Surveillance Weekly Covid-19 Visualization

Snapshot of COVID-19 Infections in DOOLY

Confirmed and Presumptive COVID-19 Infections:	37
Median Age (Age Range):	45 (20-79 Years)
Hospitalizations:	11 (30%)
Deaths:	1 (2.7%)


COVID-19 Deaths in DOOLY

Confirmed and Presumptive COVID-19 Deaths:	1
Median Age (Age Range):	67 (67-67 Years)
Hospitalizations:	0 (0%)

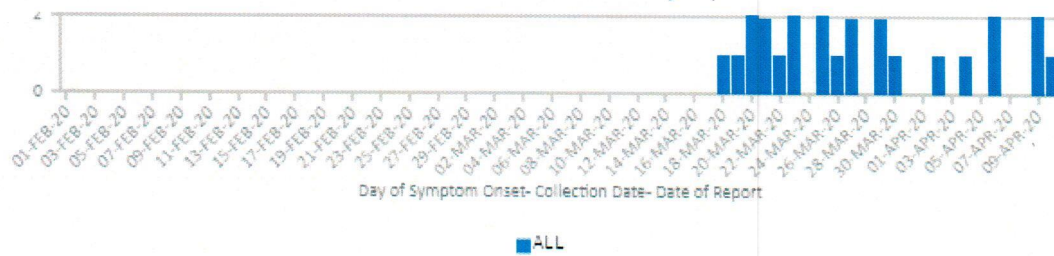
Confirmed and Presumptive COVID-19 Infections by Public Health District, DOOLY, February 01,2020 to April 10,2020



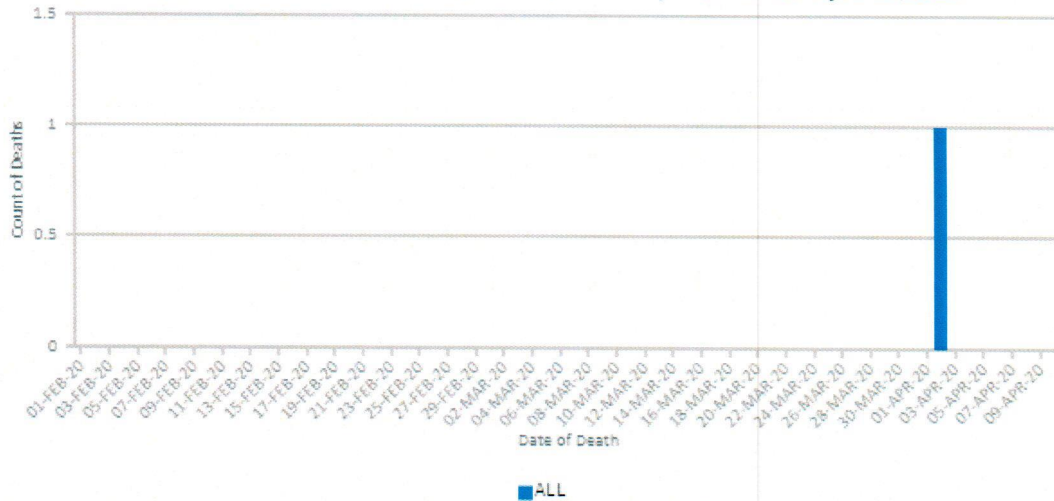
Daily Confirmed and Presumptive COVID-19 Infections, DOOLY, February 01,2020 to April 10,2020



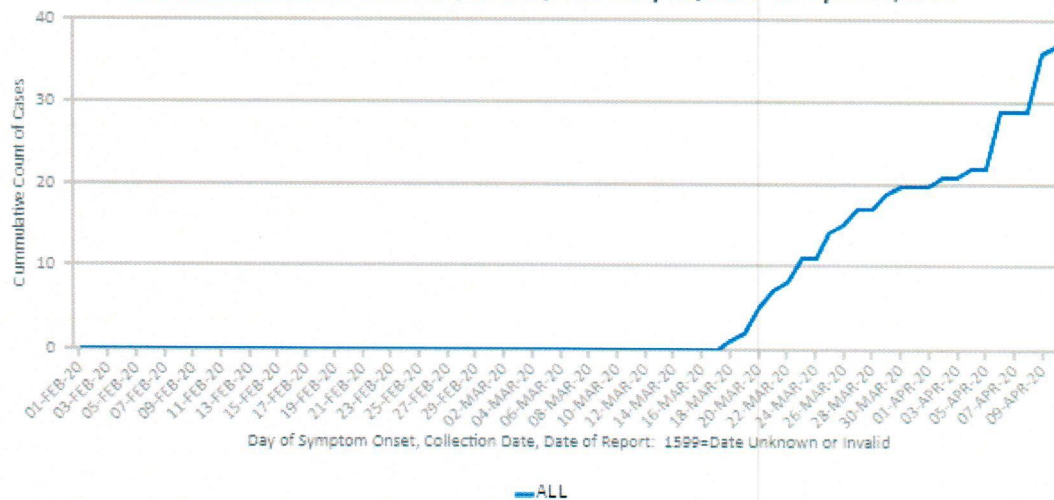
COVID-19 Summary Report



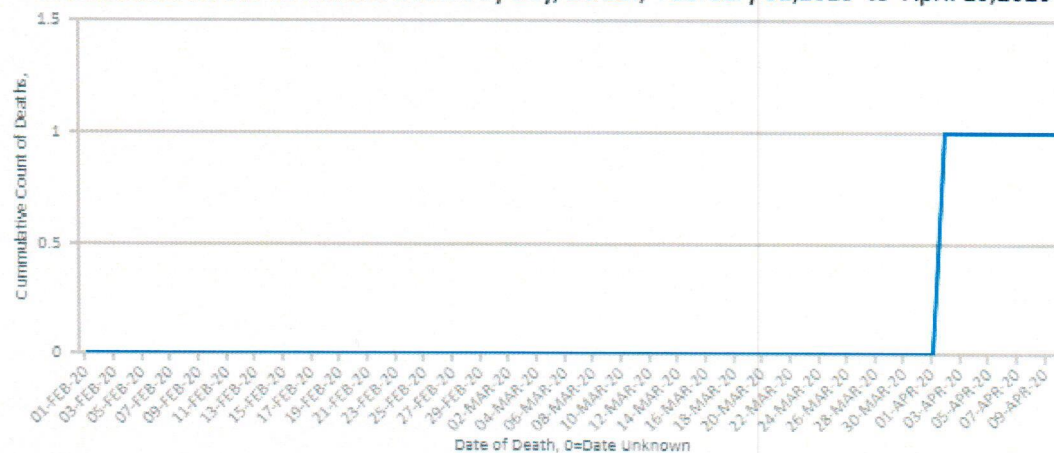
Daily COVID-19 Related Deaths, DOOLY, February 01, 2020 to April 10, 2020



Cumulative COVID-19 Cases, DOOLY, February 01, 2020 to April 10, 2020



Cumulative COVID-19 Related Deaths by Day, DOOLY, February 01, 2020 to April 10, 2020



[ALL](#)

COVID-19 Confirmed Cases and Deaths By Demographic:	No. Cases	No. Deaths
Male	15	1
Female	22	0
Unknown Sex	0	0
White	8	1
Black	27	0
Other Race	0	0
Unknown Race	2	0
Median Age	45 yrs	67 yrs
Age Range	20-79	67-67
Underlying Conditions	11	0
No Underlying Conditions	5	1
Underlying Conditions Unknown	21	0
Totals	37	1

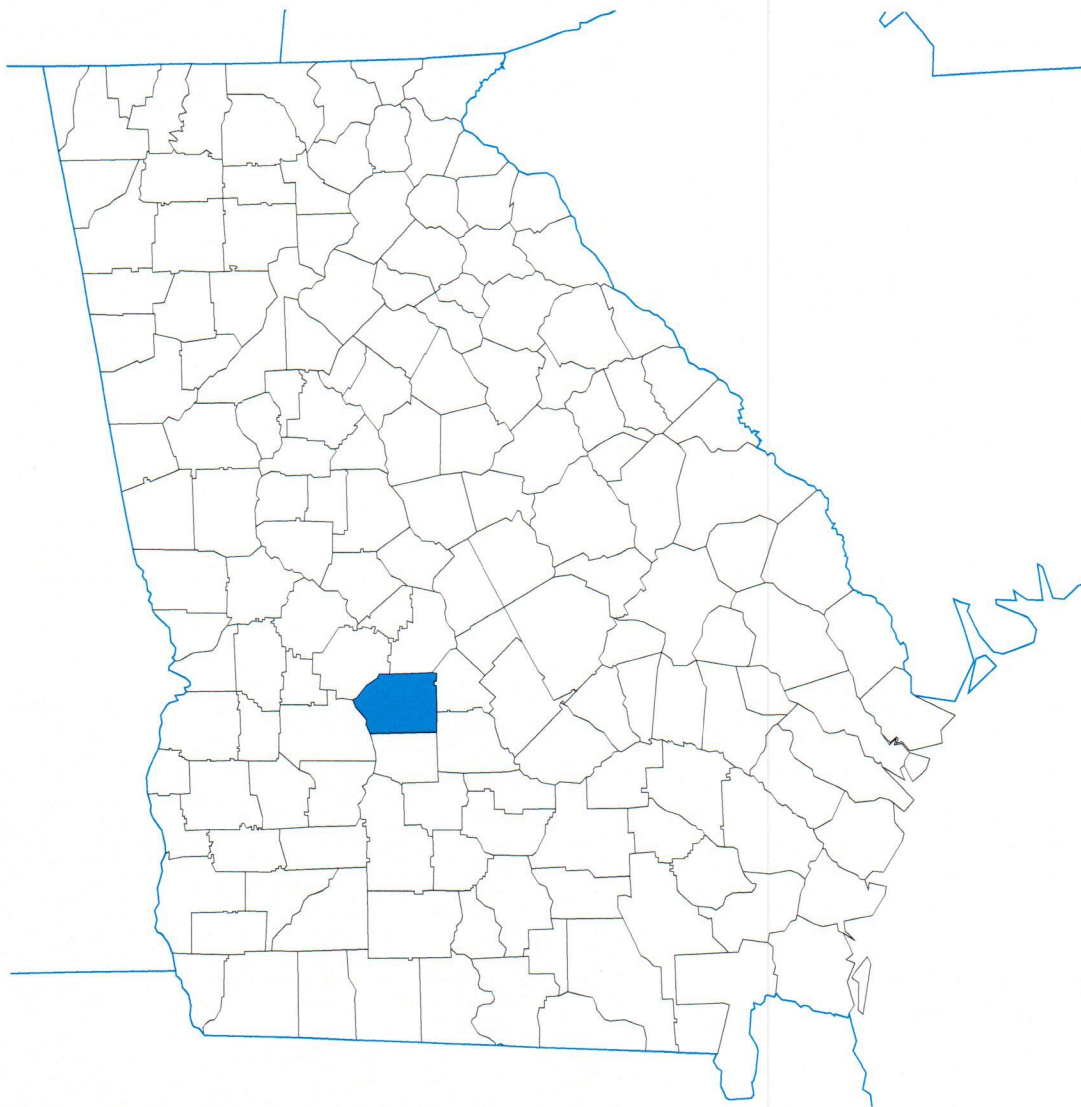
COVID-19 Testing By Lab Type:	No. Pos. Tests	Total Tests
Commercial Lab	30	43156
Gphl	7	2991

COVID-19 Deaths DOOLY

Age	Gender	Race	County	Underlying
-----	--------	------	--------	------------

[Show Full List](#)**Geographic Distribution of COVID-19 Infections**

Count of COVID-19 Infections between 01-FEB-2020 to 10-APR-2020 by County

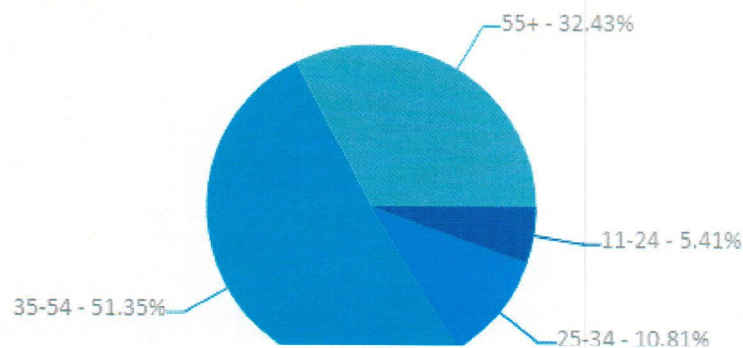


Count COVID-19 Infections
 37 - 36 37 - 36 37 - 36 37 - 36 37 - 37

COVID-19 Confirmed Cases and Deaths By County:	No. Cases	No. Deaths
Dooley	27	4

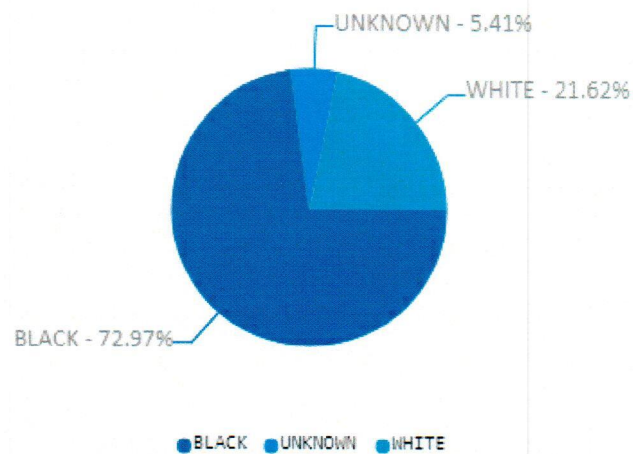
[Show Full List](#)

Confirmed and Presumptive COVID-19 Infections by Age Group, DOOLY, February 01, 2020 to April 04, 2020

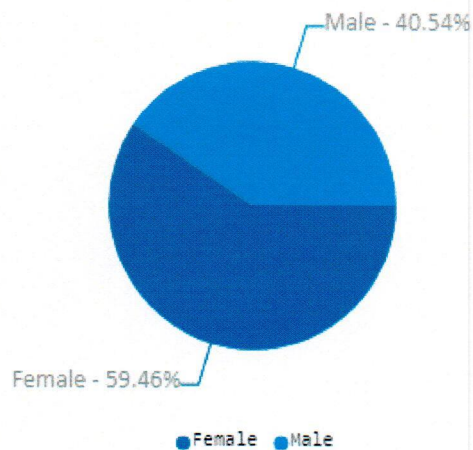


11-24 25-34 35-54 55+

Confirmed and Presumptive COVID-19 Infections by Race, DOOLY, February 01,2020 to April 10,2020



Confirmed and Presumptive COVID-19 Infections by Gender, DOOLY, February 01,2020 to April 10,2020



...